


# PRODUCT SPECIFICATION



**Part No. : JH-5050V18S90-T8A-GBL370**  
**High Power LED**

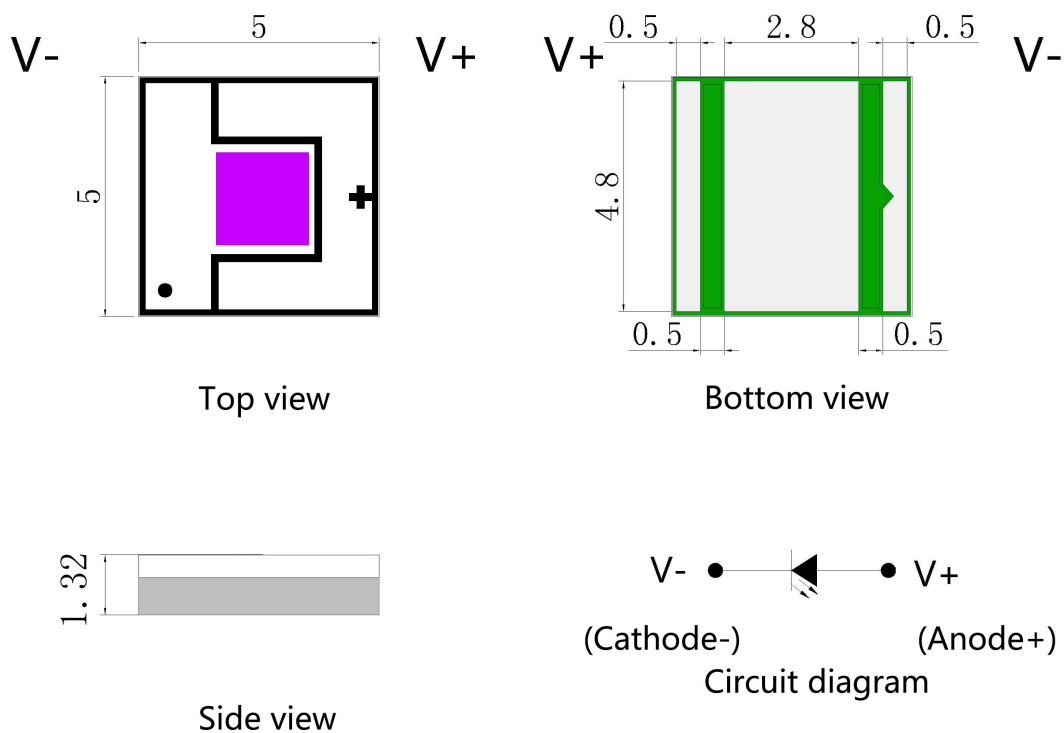
## Catalog

1.Product Features	P2
2.Dimensions	P2
3.Absolute Maximum Rating	P3
4.Optical Character	P3
5.Optical Character Curves	P4
6.Spectrum Curves	P5
7.Viewing Angle Curves	P5
8.Tape&Reel Packing	P6
9.Soldering Advice	P7
10.Cautions	P8

## 1.Product Features

- High Brightness Violet LED
- Plane Package
- Viewing Angle 140 Degree
- Transparent Silicone
- Chip Material: AlGaInP
- RoHS Compliant

## 2.Dimensions



### Notes:

1. All dimensions are in millimeters.
2. Tolerance is  $\pm 0.1\text{mm}$  unless otherwise noted.

### 3. Absolute Maximum Rating @ Ta=25° C

Parameter	Symbol	Maximum Rating	Unit
Continuous Forward Current	IF	4000	mA
Peak Forward Current (1/10 Duty Cycle, 0.1ms Pulse Width)	IFp	4200	mA
Reverse Voltage	VR	5	V
Power Dissipation	PD	12	W
Electrostatic Discharge	ESD	1000	V
Operating Temperature Range	TOPR	-25°C to +60°C	
Storage Temperature Range	TSTG	-35°C to +80°C	
Lead Soldering Temperature	TSOL	260°C	

### 4. Optical Character @ Ta=25° C

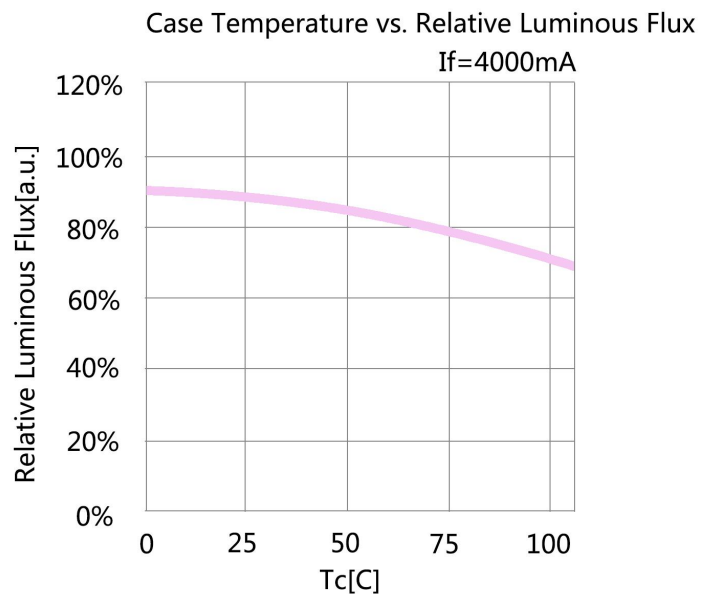
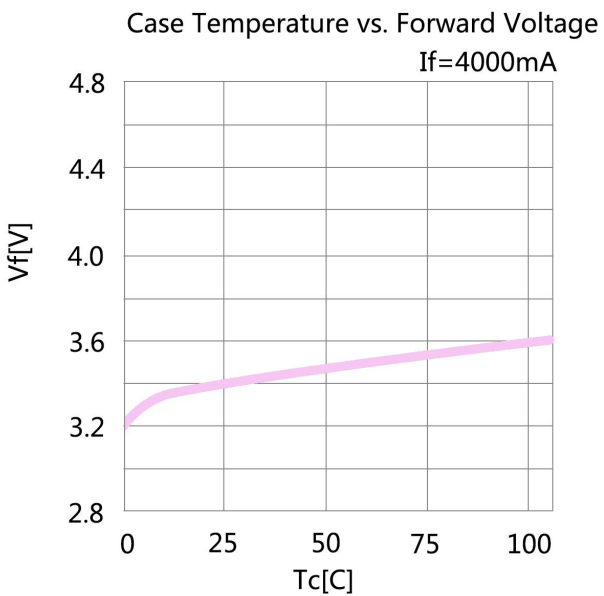
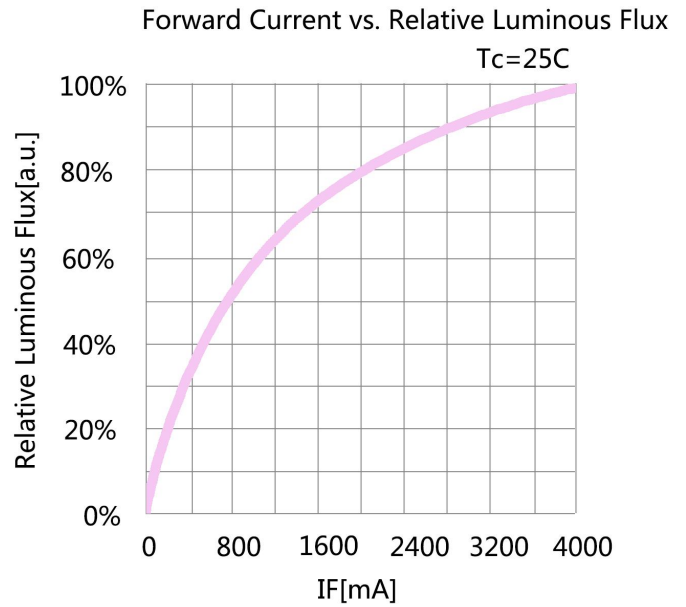
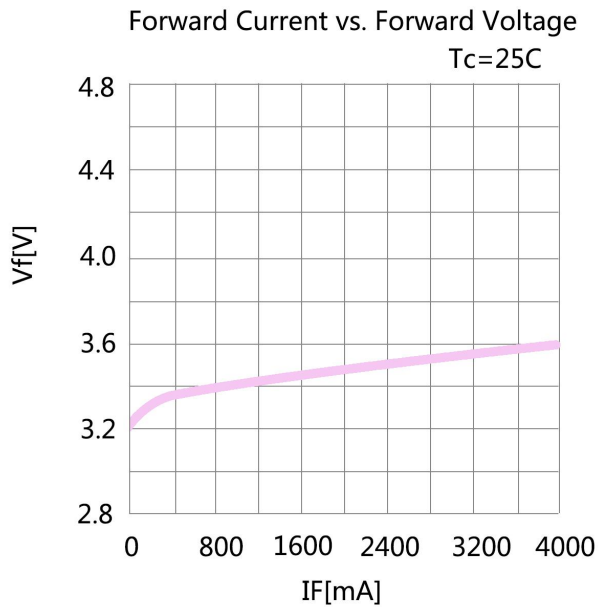
Parameter	Symbol	Color	Min.	Typ.	Max.	Unit	Test Condition
Forward Voltage	VF	V	3.2	3.4	3.6	V	IF=4000mA
Luminous Flux	Φ	V	90	100	110	Lm	IF=4000mA
Wavelength	WIP	V	365	368	370	nm	IF=4000mA
Luminous power	PO	V	4800		5300	mW	IF=4000mA
Reverse Current	IR				10	μA	VR=5V
Viewing Angle	2θ1/2				140	deg	IF=4000mA
Recommend Forward Current	IF(rec)	V			4000	mA	

#### Notes:

Measurement tolerance of forward voltage ±0.1V

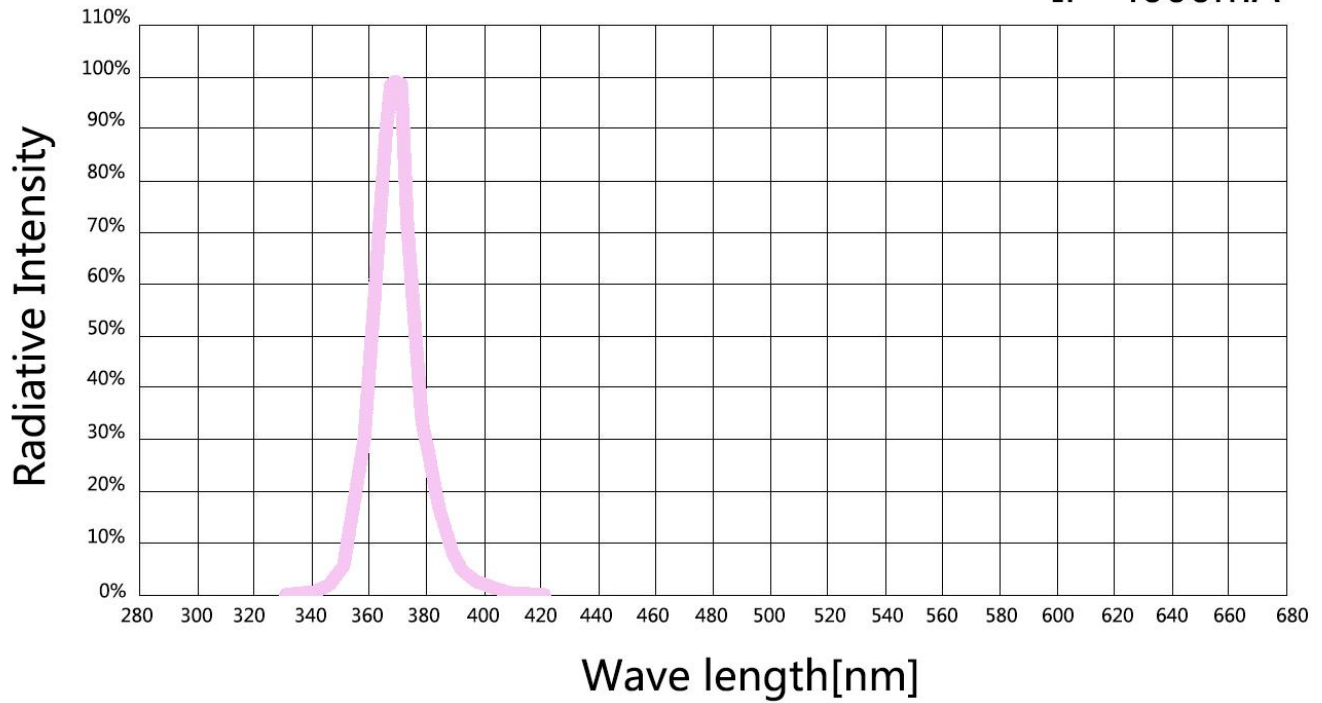
## 5. Optical Character Curves

( 25 ° Ambient Temperature Unless Otherwise Noted )



## 6. Spectrum Curves

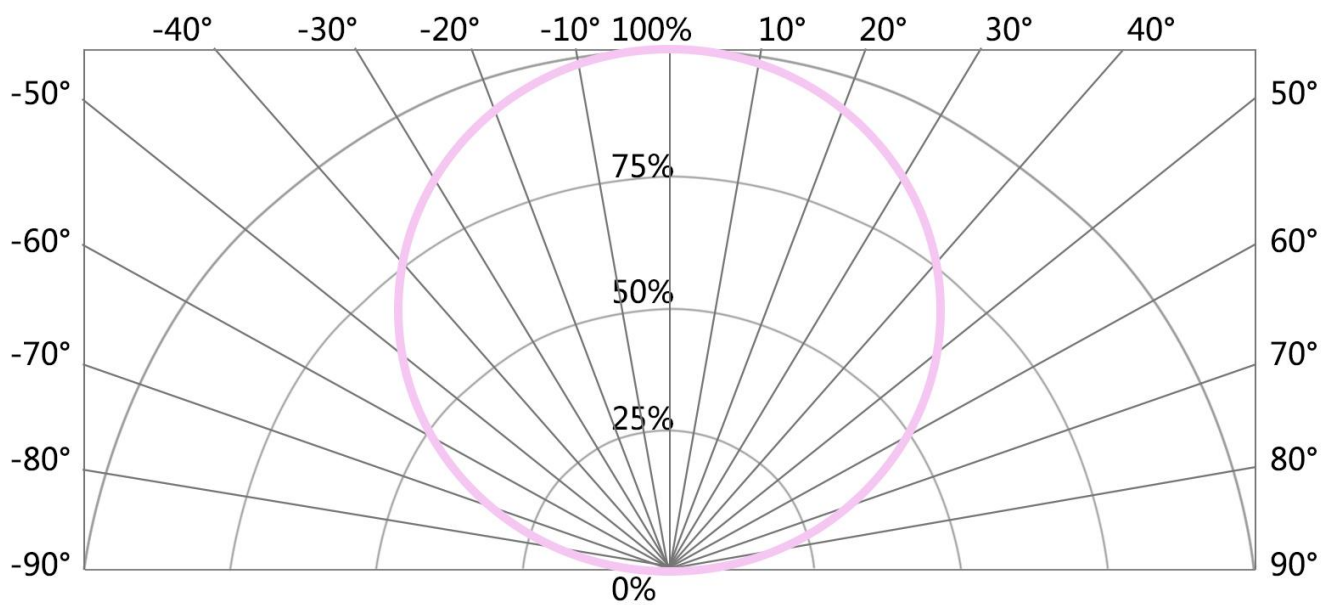
IF=4000mA



## 7. Viewing Angle Curves

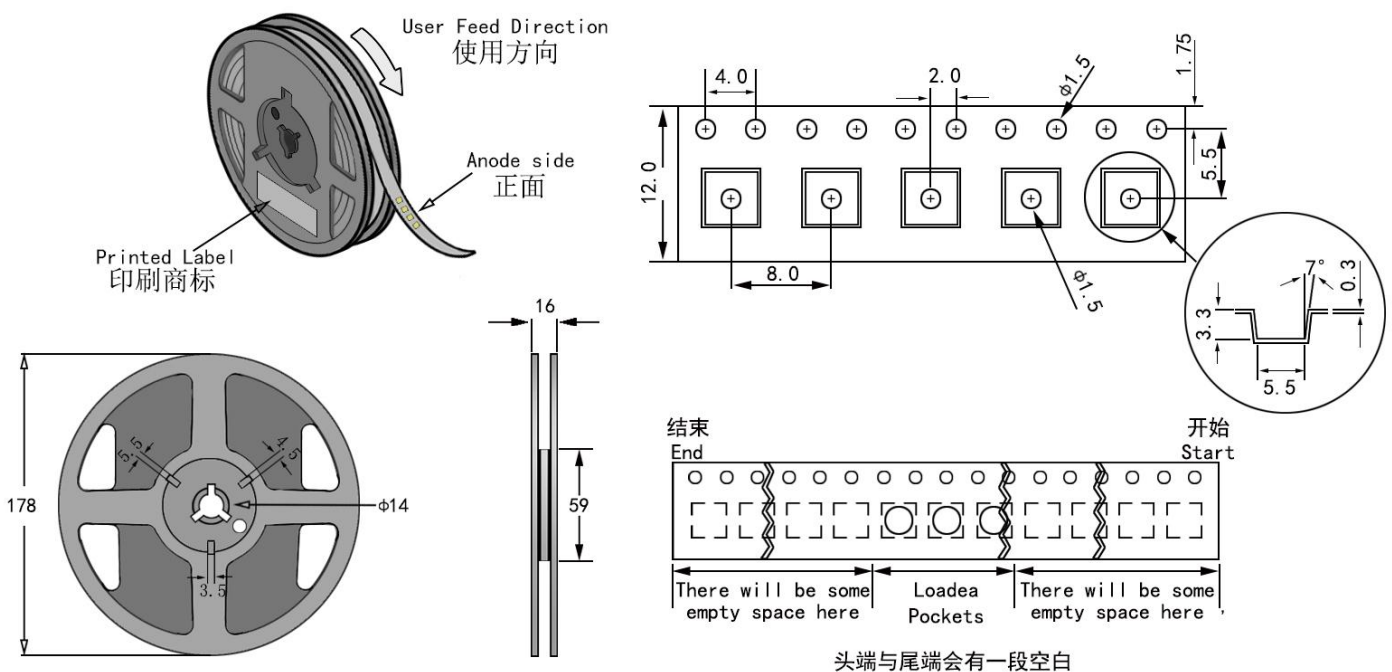
Radiation Characteristic

IF=4000mA



## 8. Tape & Reel Packing

1. Recommend unpacked LED beads be welded within one day, if not, please vacuumize again and store in an environment of 20-35°C and 30-60% humidity. If can't vacuumize, please store LED beads in moisture proof box, control at 25°C±3°C, humidity 50-60%. If unpacked above 1 week, bake at 60±5°C for 10-12 hours before weld.

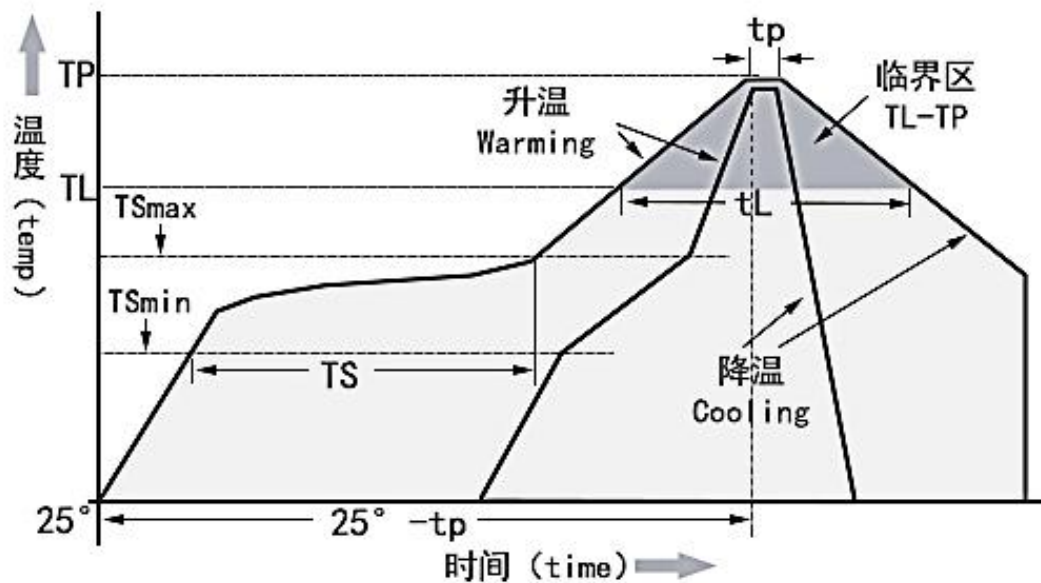


### Notes:

1. QTY: 500pcs/Reel
2. Tolerance  $\pm 0.2\text{mm}$ .
3. Package: P/N

## 9.Soldering Advice

1. When soldering, don't touch the LED appearance gel during, this bad operation will destroy the LED. Moding LED usually use reflow soldering, please refer to the following reflow temperature curve , and recommend the user follow the soldering temperature curve of the solder paste.



Temperature Curve Character	Lead-free solder
Average heating rate(TSmin to Tp)	最高 3°C/秒 Top 3 °C / s
Preheating: Minimum temperature ( TSmin )	90°C
Preheating: Maximum temperature ( TSmax)	200°C
Preheating: Time ( TSmin to TSmax)	60-180 s
Duration above temperature: Temperature TL	240°C
Duration above temperature: Time tL	60-150 s
Peak/classification temperature (Tp)	260°C
Time within 5°C of actual peak temperature (tp)	20-40 s
Cooling speed	最高 6°C/秒 The highest 6 °C / s
Time to reach peak temperature at 25°C	最多 8 分钟 8 minutes Max

## 10.Cautions

### 1. Electrostatic Treatment

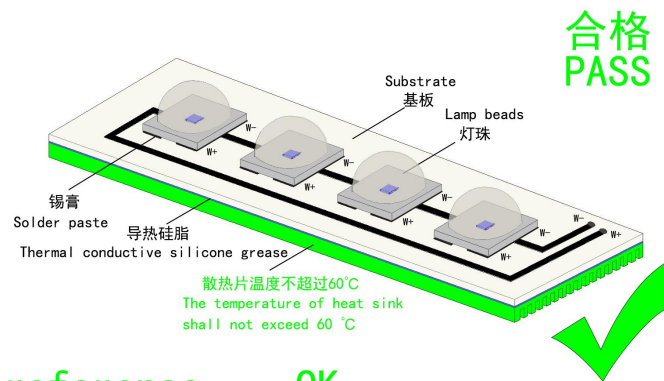
Do a full range of anti-static measures (such as: anti-static ring, anti-static clothes, machine, equipment grounding wire, etc.)



### 2. Heat Dissipation

A、 It is recommend to configure reasonable heat dissipation device for the product.

B、 The best working temperature range of the product is 40-60°. It is recommended to control the working temperature of the product within a reasonable range.



### 3. Installation Conditions

reference OK

A、 Do not exert any pressure on the LED area during the use of the led beads. If the machine is used to take materials, select a suction nozzle of reasonable size,such as below :

